



kullanıcı kılavuzu

V 1.3 | 2020-12-08



Konular

1. Aktivasyon ve Kayıt	1
1.1 Back Office'de aktivasyon	2
1.2 Dil Seçimi	3
1.3 Back Office'de Rehber Video	4
1.4 Aktivasyon E-maili	5
1.5 Kayıt Formu	6
1.6 PIN İşlemi	7
2. Doğrulama	9
2.1 Hesap Doğrulama	10
3. Ödeme	13
3.1 Ödeme Makbuzu	14
3.2 eCüzdan	15
3.3 Ödeme Şekli	20

Aktivasyon ve Kayıt



1.1 Back Office'de Aktivasyon

i-ödeme'yi aktive etmek için i-ödeme altından *Ödemelerim'i* seçiniz.

Aktivasyon süreci otomatik olarak başlar.

The screenshot displays the Healy Back Office dashboard. The top navigation bar includes the Healy logo and links to HEALY, ROADSHOW, PRODUCT WORLD, APPLICATIONS, EXPERTISE, SHOP, and DASHBOARD. The user is logged in as John. The left sidebar contains a list of menu items: My Dashboard, My Organization, My Customers, My Commission, My Payouts (highlighted with a red box and a red '1'), My Payouts (sub-item), My Reports, My Tools, My Academy, My Messages, My Profile, My Order History, and My Support. The main content area shows the 'iPayout' section, which includes a message: 'The Application opens in a new tab. If not, please click [here](#)'. A red box and a red '2' highlight the 'iPayout' sub-item in the sidebar. A yellow banner at the top right of the main content area indicates 'FastStart : 28 Days Remaining (2020-07-02)'.



1.2 Dil Seçimi

Sistemi farklı bir dilde tercih ederseniz sayfanın sağ üst kısmındaki sekmeyi kullanarak istediğiniz zaman dili değiştirebilirsiniz.

The screenshot displays the Healy eWallet user interface. At the top, there is a navigation bar with links for Home, Support, Logout, and English. A dropdown menu is open, showing a list of languages including English, 中文 (簡), 中文 (繁), Español, Slovenčina, Português, Italiano, 한국어, Polski, Français, Deutsch, Magyar, 日本語, Русский, हिन्दी, Indonesia, Nederlands, Norsk, Svenska, Čeština, and Dansk. Below the navigation bar, the main content area features several buttons: Withdraw Funds, My Account, and Order Prepaid Card. A section for Total Balance shows \$0.00 and €0.00. There is also a section for Automatic Transfers Not Set. A table for Transactions is visible, showing no transactions yet. The footer contains links for Fees, Terms, Privacy, Privacy Shield, Mobile (NOW app), a Live Chat button, and a GDPR compliance notice.

Announcements: [View](#)

[Withdraw Funds](#) [My Account](#) [Order Prepaid Card](#)

Total Balance
\$ \$0.00 € €0,00 [View Details](#)

Automatic Transfers Not Set [Get Started](#)

Transactions [Processing](#) [Voided](#) [USD](#)

Date	Transaction	Amount	Balance
No transactions yet ...			

8am - 6pm EST
© HealyWorld Software platform powered by [i-p-o-u-t](#)


[Fees](#) [Terms](#) [Privacy](#) [Privacy Shield](#) [Mobile \(NOW app\)](#) [LIVE CHAT](#) [OFFLINE](#)

[GDPR](#) Our Privacy Policy Is GDPR Compliant



1.3 Back Office'de Rehber Video

Birkaç saniye sonra açıklama videosu otomatik olarak başlar ve sonraki adımları açıklar.





1.4 Aktivasyon E-maili

Rehber Video devam ediyorken bir *aktivasyon e-maili* alacaksınız.

Kullanıcı adınızı ve şifrenizi girdikten sonra bağlantı sizi otomatik olarak kayıt formuna götürecektir.

Tuesday, June 2, 2020

Dear John Doe [HPU_73386],

Congratulations! Your eWallet signup is almost complete.
In order to activate your account, you must click the link provided below:

<https://healy.testewallet.com/public/ActivateAccount.aspx?user=cfe9b15-8cbd-4ca2-bff3-037f7a4b95b9>

User name: HPU_73386
Password: RExMPbjscq

NOTE: your password is case sensitive.
For your protection please change this password once you login.

Once you have activated your account, you will be able to utilize the full suite of eWallet features.

If you require assistance, please visit our support center at <https://healy.testewallet.com>.

PLEASE DO NOT REPLY TO THIS EMAIL

Thank you,
The Team at eWallet
<https://healy.testewallet.com>

These notifications are generated to confirm your eWallet activity. They are not a result of subscription sign-up. If you wish to change your notification preferences, please login to your eWallet account and update the settings accordingly. View our privacy policy.

eWallet | Login | Contact Us



1.5 Kayıt Formu

Kayıt için tüm kişisel verileriniz gerekecektir.



Logout English

eWallet ID: Z04-41-8716 (HPU_73386)

eWallet Setup



Welcome to Healy_US eWallet. Please verify and complete your registration.

Step 1: Account Information

- Please enter your name and other information exactly as it appears on your legal documents like passport or ID card to avoid delays in processing your transactions.
- If you need to change your name in the future, you will need to contact your Healy_US back office.
- You may be required to send your proof of identity, if your information could not be validated.
- Do not enter P.O. Box address.

User Name: HPU_73386

John

Doe

Main Street

12345

Address 2

Phone Number

New York

+1 Cell Phone

Optional

Company Name

United States of America

healy.payout+73386@gmail.com

New York

Date of Birth

Note: Please enter the company name only if you own at least 15% of this company. If you enter company name, all your eWallet emails will be sent on this name and your bank accounts will be setup on this company name only.

You will need to provide company verification document like certificate of registration etc.

☐ I agree to the above note

Email Language

* Select the language in which you want to receive your emails from eWallet.

English

Country of Citizenship

United States of America

Step 2: Identification

Enter your Social Security Number (for IRS tax returns, form 1099)

Social Security Number

Step 3: Agreements

☐ I have verified that all of the information shown is correct.

☐ I agree to terms & conditions. Click here to read [Terms and Conditions](#) | [Privacy Policy](#)

To view the eWallet fees, click: [Fee Schedule](#)

Step 4: Transaction PIN

- Your Transaction PIN is an extra layer of security.
- You will be asked to enter this PIN before completing any transaction within your eWallet.
- Please enter any 4 - 10 digit number of your choice as your transaction PIN.

Transaction PIN

Confirm



1.6 PIN İşlemi

ECüzdan kurulumu sırasında bir PIN işlemi atamanız ve üç güvenlik sorusu girmeniz gerekir.
Yanıtlar PIN'inizin olası bir sıfırlaması için gereklidir

Step 2: Identification

Enter your Social Security Number (for IRS tax returns, form 1099)

If your eWallet has a Company Name please enter the company EIN instead.

Step 3: Agreements

☐ I have verified that all of the information shown is correct.

☐ I agree to terms & conditions. Click here to read [Terms and Conditions](#) | [Privacy Policy](#)

Step 4: Transaction PIN

- Your Transaction PIN is an extra layer of security.
- You will be asked to enter this PIN before completing any transaction within your eWallet.
- Please enter any 4 - 10 digit number of your choice as your transaction PIN.

////////////////////////////////////

An answer to a security question will be required to reset your PIN. An answer cannot match with your first and last name, your email address, PIN, and phone numbers.

Select any three different questions:

Type answers:

1. What was your first job?

Answer 1

2. What is your mother's maiden name?

Answer 2

3. What was the first concert you attended?

Answer 3

Continue >



1.6 PIN İşlemi

PIN'e, diğerlerinin yanı sıra aşağıdaki işlevler için ihtiyacınız olacaktır:

1. eCüzdan profil bilgisini değiştirmek için
2. eCüzdan ayar bildirimlerini aktive etmek/devre dışı bırakmak için
3. Ülkelere ek erişim eklemek için

PIN'inizi unuttuysanız, **Hesap Ayrıntıları** sekmesinden talep edebilir ve Profilinize geri yükleyebilirsiniz.

The screenshot displays the eWallet setup interface. At the top, there's a navigation bar with 'Home', 'Support', 'Logout', and 'English' options. Below this, the 'Account Details' tab is active, showing 'eWallet ID: 20441-2085 (HPU_73386)'. The main content area is divided into three sections: 'Step 2: Identification', 'Step 3: Agreements', and 'Step 4: Transaction PIN'. 'Step 2' includes fields for Social Security Number and Company Tax ID. 'Step 3' has checkboxes for verifying information and agreeing to terms. 'Step 4' is the current step, requiring a Transaction PIN and a security question. A 'Continue' button is at the bottom. On the right, a 'My Documents' table is visible, and a 'Transaction Limits' table shows a limit of €10,000.00 for Bank Transfer USA. A 'Commission Report' table shows a payout of €0.00 EUR. A 'Pick Your Preferred Language' section offers 'English' and 'Both' options. A 'Transaction PIN' field is also present with a 'Forgot your PIN?' link. At the bottom right, an 'Additional Access Country List' section allows adding new countries.

Step 2: Identification

Enter your Social Security Number (for IRS tax returns, form 1099)
If your eWallet has a Company Name please enter the company EIN instead.

Social Security Number
Company Tax ID

Step 3: Agreements

☐ I have verified that all of the information shown is correct.
☐ I agree to terms & conditions. Click here to read [Terms and Conditions](#) | [Privacy Policy](#)

[Review the eWallet fees at this link - Fee Schedule](#)

Step 4: Transaction PIN

- Your Transaction PIN is an extra layer of security.
- You will be asked to enter this PIN before completing any transaction within your eWallet.
- Please enter any 4 - 10 digit number of your choice as your transaction PIN.

Transaction
Confirm

An answer to a security question will be required to reset your PIN. An answer cannot match with your first and last name, your email address, PIN, and phone numbers.

Select any three different questions: Type answers:

1. What was your first job? Answer 1
2. What is your mother's maiden name? Answer 2
3. What was the first concert you attended? Answer 3

Continue

Account Information

First Name: John
Last Name: Doe
Company Name:
Call Phone: 12345 2345
Phone Number: 12345 2345
Email: healy.paypal@paypal.com
Social Security Number:
Military ID:
Passport: xxxxx250
Company Tax ID:
Address: Main Street
Address 2:
City: New York
State / Province: New York
Country: United States of America
Country of Citizenship: United States of America
Postal / Zip: 12345
Driver License:
Government ID:

To change your profile information please enter your eWallet Transaction PIN:
Transaction PIN: Attempts left: 4
Forgot your PIN? Change

My Documents

Document Name	Category	Received	Processed

Upload Document

Transaction Limits

Transaction Type	Amount
Bank Transfer USA	€0.01 - €10,000.00

Commission Report

Payout to Date: €0.00 EUR

2019	2020

Pick Your Preferred Language: English
Payout received: ☐ Text message (SMS) ☒ Email ☐ Both
Transfer approval: ☐ Text message (SMS) ☒ Email ☐ Both
Profile Change: ☐ Text message (SMS) ☒ Email ☐ Both
Transaction PIN: Attempts left: 4
Forgot your PIN? Save Notification Settings

Additional Access Country List

*Note: You will be able to log in and access your eWallet, only from the country in your profile above. If you would like to add additional access countries, please do so below.

Transaction PIN: Select a Country Add

Doğrulama



2.1 Hesap Doğrulama


Hesabınızı doğrulamak için e-Cüzdanınızın i-ödeme başlangıç sayfasından *Hesabım'ı* seçiniz.



[Home](#) [Support](#) [Logout](#) [English](#)

eWallet ID: Z04-41-2985 (HPU_73386)

Announcements: [View](#)



Total Balance

\$ \$0.00 € €0,00

[View Details](#)

Automatic Transfers Not Set

[Get Started](#)



Transactions			
Processing 0			
Voided			
USD			
Date	Transaction	Amount	Balance
No transactions yet ...			

[Fees](#) [Terms](#) [Privacy](#) [Privacy Shield](#) [Mobile \(NOW app\)](#)

8am - 6pm EST

[LIVE CHAT](#) [OFFLINE](#)

© HealyWorld Software platform powered by [i-pay-u](#)



Our Privacy Policy Is GDPR Compliant



2.1 Hesap Doğrulama

Hesap Ayrıntıları sekmesi altından istenen belgeleri yükleyebilirsiniz.



[Home](#) [Support](#) [Logout](#) [English](#)

eWallet ID: Z04-41-2985 (HPU_73386)

Account Details

[Settings](#)

[Profiles](#)

Account Information

First Name: John

Last Name: Doe

Company Name:

Cell Phone: 1234512348

Phone Number: 1234512345

E-mail: healy.payout+73386@gmail.com

Social Security Number:

Military ID:

Passport: xxxx42SD

Company Tax ID:

Address: Mainzer Straße 97

Address 2:

City: New York

State / Province: Hessen

Country: Germany

Country of Citizenship: Germany

Postal / Zip: 65187

Driver License:

Government ID:

To change your profile information please enter your eWallet Transaction PIN:

Transaction PIN:

Attempts left: 5

[Forgot your PIN?](#)

[Change](#)

My Documents

Document name	Category	Received	Processed
---------------	----------	----------	-----------

[Upload Document](#)



2.1 Hesap Doğrulama

i-ödeme'den doğrulama yaklaşık 3 ila 4 iş günü sürer. Aşağıda tutarlara göre yüklenmesi gereken belgeler verilmiştir:

- 1. Günlük maksimum 5.000 € tutar için
 - pasaport, kimlik kartı veya benzer bir belge
- 2. Günlük 5.000 € ila 10.000 € arasında tutar için
 - adresi kanıtlayan ek bir belge (örneğin elektrik faturası)
- 3. hesap atama
 - birden fazla hesap oluşturulursa doğrulamanın yapılacağı hesap seçilmelidir.



[Home](#) [Support](#) [Logout](#) [English](#)

eWallet ID: Z04-41-2985 (HPU_73386)

Upload Document

Note :

- Document size must be no more than 4MB (4096 KB)
- All documents must use one of the following file extensions: ".jpg", ".gif", ".png", ".pdf", ".doc", ".docx"
- Please allow up to 3 to 4 business days to process your document
- If a bank statement is submitted as proof of address, please specify on the document that this document should be used for address verification.
- All documents are reviewed for authenticity. All accounts with fraudulent documents will be suspended

1 & 2

1. Select Category

Please select the type of document you are trying to upload.

- | | | |
|--|---|---|
| <input type="radio"/> Authorization Form & Voided Check* | <input type="radio"/> Credit Card* | <input type="radio"/> Balance Withdrawal Form |
| <input type="radio"/> Authorization Form* | <input type="radio"/> Credit Card Authorization Form | <input type="radio"/> Form W-8BEN |
| <input type="radio"/> Voided Check* | <input type="radio"/> Credit Card Statement | <input type="radio"/> Form W-9 |
| <input type="radio"/> Bank Profile Government ID | <input type="radio"/> Driver License | <input type="radio"/> Parental Consent Form |
| <input type="radio"/> Wire Profile Government ID | <input type="radio"/> Passport | <input type="radio"/> Company Verification Document |
| <input type="radio"/> Wire profile statement | <input type="radio"/> Social Security Card | <input type="radio"/> Proof of ID to remove Hard Lock |
| <input type="radio"/> Bank Statement* | <input type="radio"/> Government ID | <input type="radio"/> Profile Picture |
| <input type="radio"/> Credit Card Profile Government ID | <input type="radio"/> Utility Bill (Proof of address) | <input type="radio"/> Other |

* Must select a valid account to upload the document

3

2. Select Account

Please select to which account this document belongs to.

- ☒ John Doe

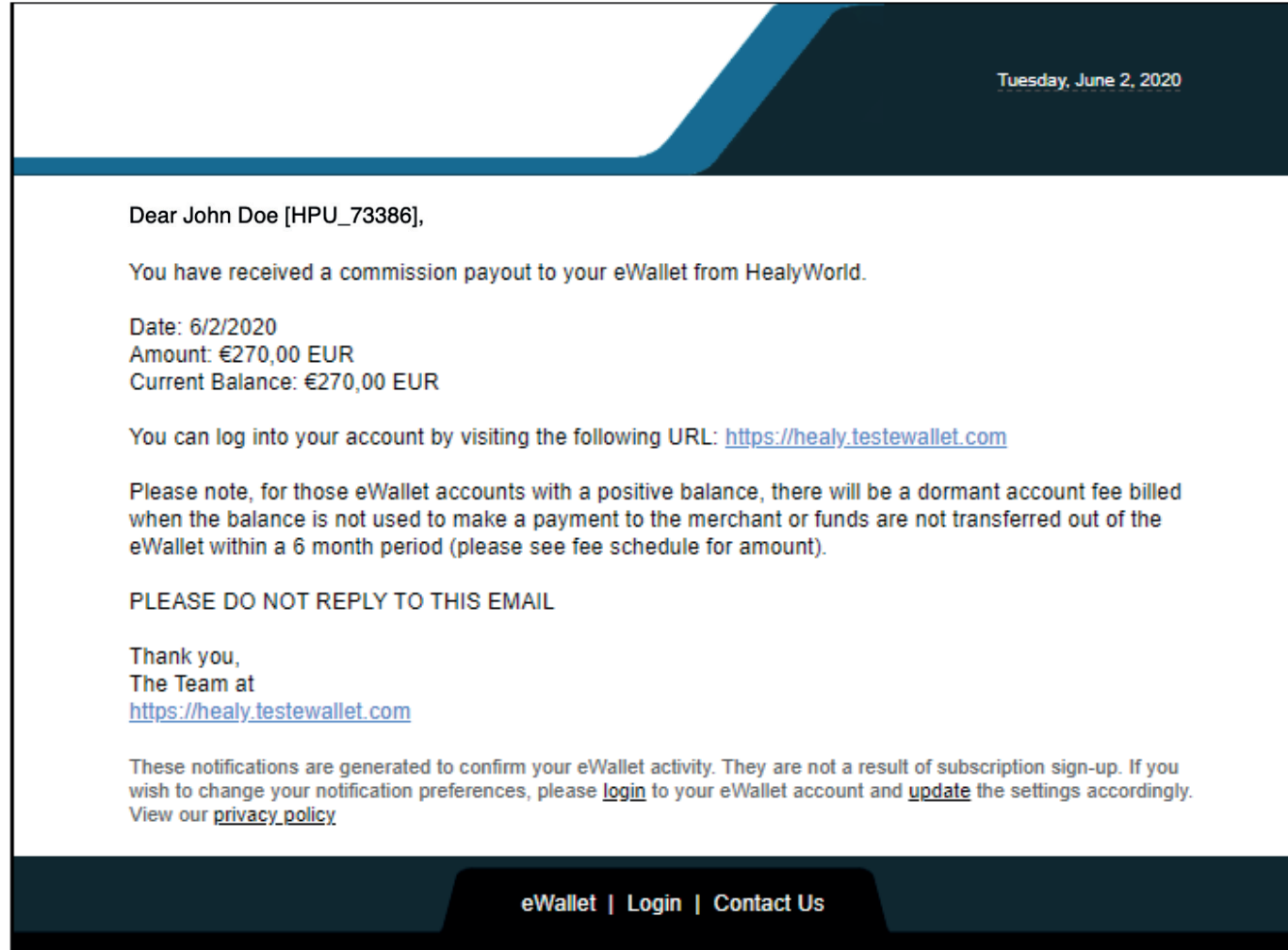
Ödeme





3.1 Ödeme Makbuzu


i-ödeme, e-mail yoluyla gelen her ödeme hakkında sizi bilgilendirir.







3.2 eCüzdan


Belirli bir para çekme işlemi yapmak için eCüzdan'ınızın başlangıç sayfasındaki Para Çekme menü öğesini seçiniz.

Home Support Logout English
eWallet ID: Z04-41-2985 (HPU_73386)

Announcements: [View](#)



Withdraw Funds


My Account


Order Prepaid Card

Total Balance
\$ \$0.00 € €0,00
[View Details](#)

Automatic Transfers Not Set [Get Started](#)




Transactions Processing 0 Voided


USD

Date	Transaction	Amount	Balance
No transactions yet ...			

Fees Terms Privacy Privacy Shield Mobile (NOW app)

8am - 6pm EST
LIVE CHAT OFFLINE

© HealyWorld Software platform powered by 

 Our Privacy Policy Is GDPR Compliant




3.2 eCüzdan

Ödemenizi şu şekilde yapabilirsiniz:

1. İsteğiniz hesabı seçiniz
2. İstenilen ödeme tutarını giriniz
3. Transferi PIN kodu ile onaylayınız

İşlem tamamlandığında yaptığınız transferin bir özetini alacaksınız.

Home Support Logout English
eWallet ID: Z04-41-2985 (HPU_73386)

Select AccountEnter AmountConfirm TransactionTransfer Result

Withdraw Funds

Total Balance

\$ \$0.00 € €0,00

View Details

Automatic Transfers Not Set

Get Started

Other Withdrawal Options

Request Check

Bitcoin

Gift Card

Add New Profile to Withdraw Funds

Bank Account

Wire Profile

Order a Prepaid Card


Other Options

Auto Withdrawal: Not Set Change



3.2 eCüzdan

Doğrulandıktan sonra istediğiniz miktarı çekmek için hesabınızı seçebilirsiniz.



HomeSupportLogoutEnglish

eWallet ID:

Select AccountEnter AmountConfirm TransactionTransfer Result

Withdraw Funds

Total Balance

€ €4 650,00

View Details

Automatic Transfers Set

View Details

Bank Accounts

John Doe - xx1234

Select

Prepaid Cards

Other Withdrawal Options

QIWI

Bitcoin

Add New Profile to Withdraw Funds

Bank Account


Wire Profile

Order a Prepaid Card



3.2 eCüzdan

Bir sonraki adımda, istediğiniz miktarı girebilir ve işlemi PIN kodunuz ile onaylayabilirsiniz. Daha sonra transferinizin bir özetini alacaksınız.



Home Support Logout English

eWallet ID: Z13-04-80263 (HPU_4740)

Select AccountEnter AmountConfirm TransactionTransfer Result

eWallet to Bank Account

€ 0.00EUR

(Minimum: 0.01)

Insufficient Funds

Transaction Authorization (e-Signature)

☐ I authorize HealyWorld, or its designated agent, to initiate a credit entry to the account identified herein. I confirm I, as the person executing this transaction, am an authorized signatory on the account referenced above and all information regarding the account and account beneficiary is true and correct.

☐ I have contacted my bank and am aware of any fees associated with incoming transfers (domestic and international) implemented by my bank. And also I confirmed the intermediary bank involvement (for both domestic and international transfers) and am aware of fees associated with such transfers. I also understand that eWallet do not have control or additional details regarding these fees.

Transaction PIN: Attempts left: 5
[Forgot your PIN?](#)

* Once your backoffice management approves your transaction, Bank transfers inside the USA take 2 - 3 business days. Bank transfers outside the USA take up to 7 business days.

Details:

Name on Bank Account:
Bank Country:
Account Currency:
Bank Name:
Account Number:
SWIFT Code:
Bank Code:
Transfer Fee:

Commission Balance

€ €0,00


[View Details](#)

eWallet Daily Withdrawal Limit: €5 000,00 EUR. Remaining Limit: €5 000,00 EUR



3.2 eCüzdan

eCüzdan'ınızda bir banka hesabı profili oluşturmak için Para Çekme menüsünden Yeni Profil Ekle menü öğesinin altındaki Banka Hesabı ve Havale Profilini seçiniz. Ülkeniz, Banka Hesabı altında yer almıyorsa lütfen Banka Havalesi seçeneğini seçiniz. Sonraki adımlar, Hesabım sekmesi altında 10. sayfada açıklanan işleme benzerdir.

Home Support Logout English
eWallet ID: Z04-41-2985 (HPU_73386)

Select Account

Enter Amount

Confirm Transaction

Transfer Result

Withdraw Funds

Total Balance

\$ \$0.00 € €0,00

View Details

Automatic Transfers Not Set

Get Started

Other Withdrawal Options

Request Check

Bitcoin

Gift Card

Add New Profile to Withdraw Funds

Bank Account

Wire Profile

Order a Prepaid Card

Other Options

Auto Withdrawal: Not Set Change



3.3 Ödeme Şekli

Genel olarak aşağıdaki ödeme yöntemlerini sunuyoruz. Bunlar ülkeye göre farklılık gösterebilir.

Önemli: ödeme şekline ve ülkeye bağlı olarak ek maliyetler söz konusu olabilir.



Banka Havalesi (1.00 USD / 2-3 EUR)



Ön ödemeli karta havale (0,80 EUR)



Bitcoin (2 %)



PayPal (1.00 USD)



Qiwi (5 %)



EU Doğrudan Faturalama (3,5 %)



China UnionPay (4 % / mind. 0.75 USD)



AliPay (0.25 USD + 3,5 %)



WeChat (0.25 USD + 3 %)



NeoSurf (8 %)